



# VENECIANA DE **MADERA**

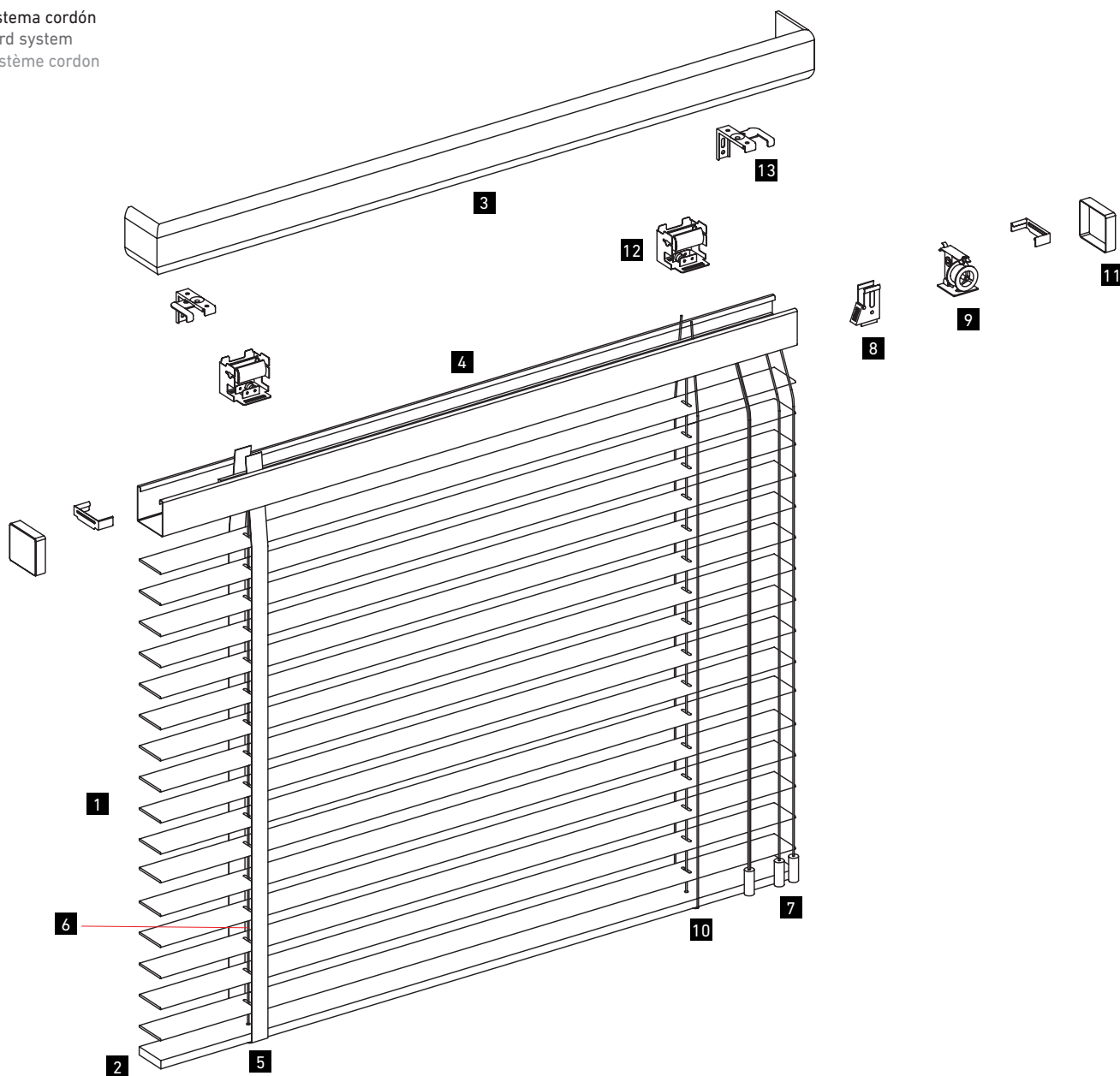
WOODEN VENETIAN BLIND | VÉNITIEN EN BOIS



## COMPONENTES

COMPONENTS | COMPOSANTS

Sistema cordón  
Cord system  
Système cordon

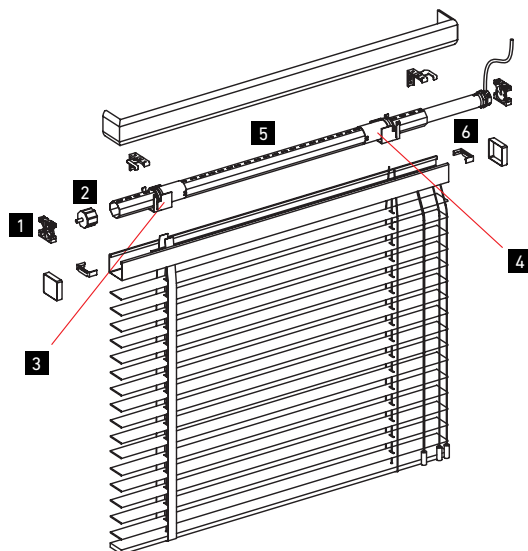


DESCRIPCIÓN DESCRIPTION   DESCRIPTION	CÓDIGO REF.   RÉF.
<b>1</b> Lama Veneciana madera 50 CLS Classic Wooden Venetian slat 50 CLS Classic Lame Vénitien bois 50 CLS Classic	<b>004127</b>
<b>2</b> Terminal Veneciana madera 50 CLS Classic Wooden Venetian bottom weight 50 CLS Classic Lame finale Vénitien bois 50 CLS Classic	<b>004126</b>
<b>3</b> Cenefa Veneciana madera 50 CLS Classic Wooden Venetian covering 50 CLS Classic Liseré bois 50 CLS Classic	<b>004128</b>
<b>4</b> Cabezal Veneciana 50 CLS Wooden Venetian head 50 CLS   Tête Vénitien bois 50 CLS	<b>004135</b>
<b>5</b> Cinta de 50 ancho 38 CLS Tape width 50, 38 CLS   Sangle de 50 hauteur 38 CLS	<b>004138</b>
<b>6</b> Cordón 1,7 mm CLS Cord 1,7 mm CLS   Cordon 1,7 mm CLS	<b>004139</b>
<b>7</b> Tirador de aluminio Veneciana 50 Aluminium counterweight Wooden Venetian 50 Poignée cordon aluminium Vénitien 50	<b>004143</b>

DESCRIPCIÓN DESCRIPTION   DESCRIPTION	CÓDIGO REF.   RÉF.
<b>8</b> Freno cuerda Veneciana 50 CLS Move up mechanism Venetian Blind 50 CLS Treuil Vénitien 50 CLS	<b>004151</b>
<b>9</b> Regulador Veneciana 50 CLS Regulation mechanism Venetian Blind 50 CLS Treuil de graduation Vénitien 50 CLS	<b>004149</b>
<b>10</b> Escalerilla cordón de 50 CLS Ladder cordon de 50 CLS   Passerelle cordon de 50 CLS	<b>004137</b>
<b>11</b> Tapón cabezal 50 CLS Head cap 50 CLS   Bouchon de tête 50 CLS	<b>004130</b>
<b>12</b> Soporte bombo Veneciana 50 CLS Reel 50 Venetian Blind CLS Support tortillon Vénitien 50 CLS	<b>004152</b>
<b>13</b> Soporte cabezal techo pared CLS Head wall/ceiling bracket CLS   Support mur/plafond CLS	<b>004154</b>

## SISTEMA MOTOR

MOTOR SYSTEM | SYSTÈME MOTEUR



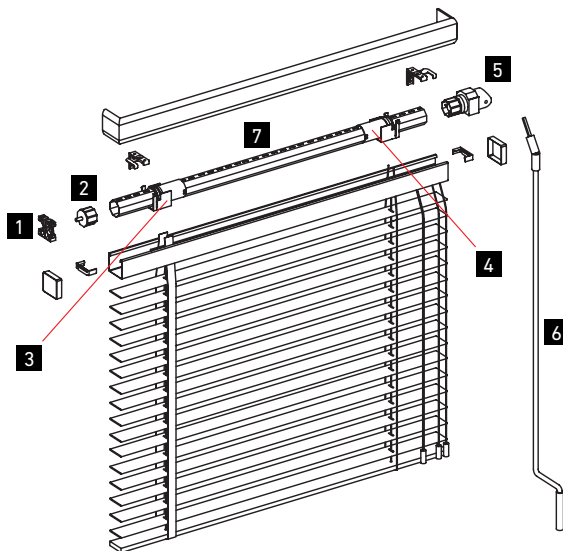
DESCRIPCIÓN DESCRIPTION   DESCRIPTION	CÓDIGO REF.   RÉF.
<b>1</b> Soporte motor y contera Support motor and axle cup   Support moteur et embout	<b>030560</b>
<b>2</b> Contera Axle cup   Embout	<b>004309</b>
<b>3</b> Bancada Bench   Support	<b>004312</b>

DESCRIPCIÓN DESCRIPTION   DESCRIPTION	CÓDIGO REF.   RÉF.
<b>4</b> Cono Cone   Cône pour axe	<b>004310</b>
<b>5</b> Eje 42 Axle 42   Axe 42	<b>017030</b>
<b>6</b> Motor Motor   Moteur	

\* El código dependerá del modelo de motor  
The code will depend on the motor type | The référence dépendra du moteur

## SISTEMA CARDÁN

CRANK SYSTEM | SYSTÈME TREUIL

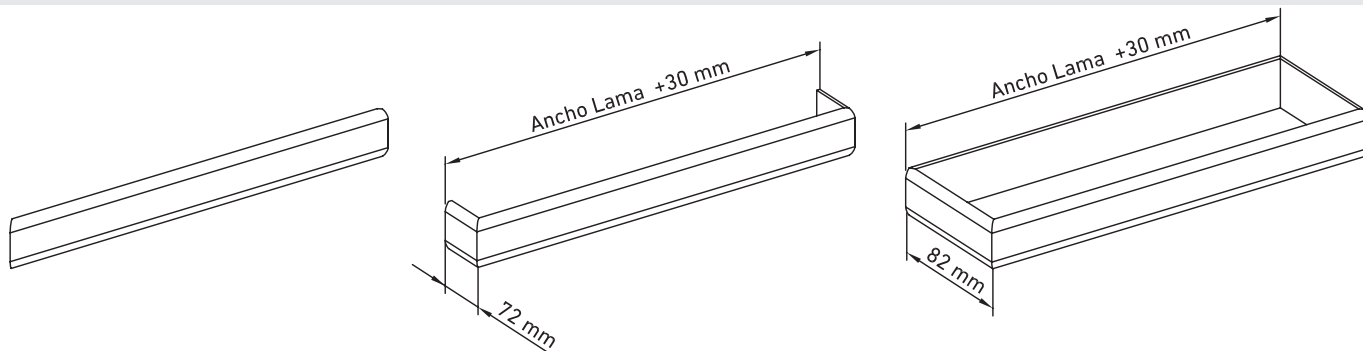


DESCRIPCIÓN DESCRIPTION   DESCRIPTION	CÓDIGO REF.   RÉF.
<b>1</b> Soporte motor y contera Bracket motor and axle cup   Support moteur et embout	<b>004313</b>
<b>2</b> Contera Axle cup   Embout	<b>004309</b>
<b>3</b> Bancada Bench   Support	<b>004312</b>
<b>4</b> Cono Cone   Cône pour axe	<b>004310</b>

DESCRIPCIÓN DESCRIPTION   DESCRIPTION	CÓDIGO REF.   RÉF.
<b>5</b> Cardán Crank handle   Treuil	<b>004300</b>
<b>6</b> Manivela Handle   Manivelle	<b>004306</b>
<b>7</b> Eje 42 Axle 42   Axe 42	<b>017030</b>

## GALERÍAS

GALLERIES | GALERIES



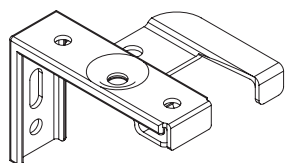
Dentro hueco  
Frontal cover  
Frontal

Estándar  
Standard  
Standard

Completa  
Complete  
Complet

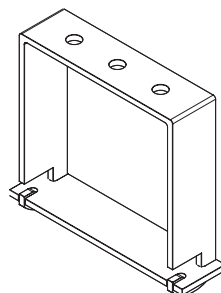
## SOPORTES

SUPPORTS | SUPPORTS



Soporte giratorio  
Revolving support  
Support giratoire

■ 004263

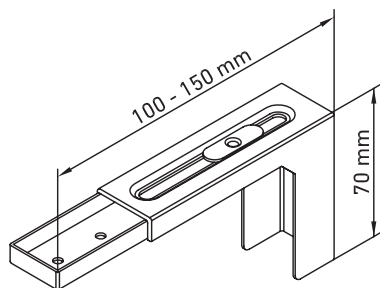


Soporte techo tipo "U"  
Roof bracket "U" type  
Support plafond type "U"

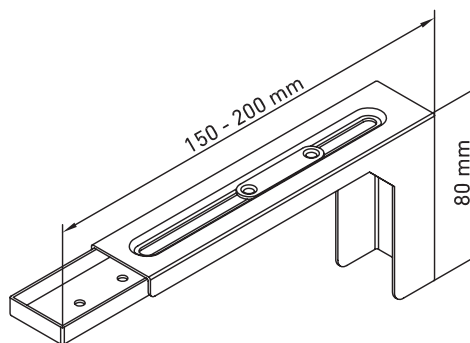
■ 004261

## ESCUADRAS

SQUARES | ÉQUERRES



■ 004265



■ 004266

MÁXIMOS  
MAXIMUMS | MAXIMUMS

Ancho | Width | Largeur

2,40 m

Alto | Height | Hauteur

3,00 m

MÍNIMOS  
MINIMUMS | MINIMUMS

Ancho | Width | Largeur

0,30 m

Alto | Height | Hauteur

0,30 m

